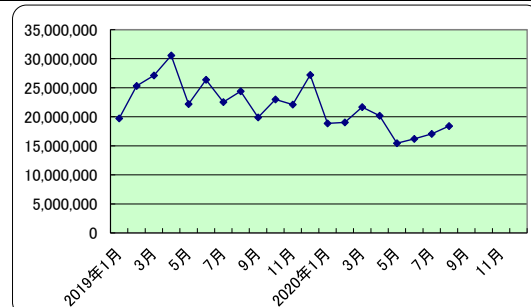
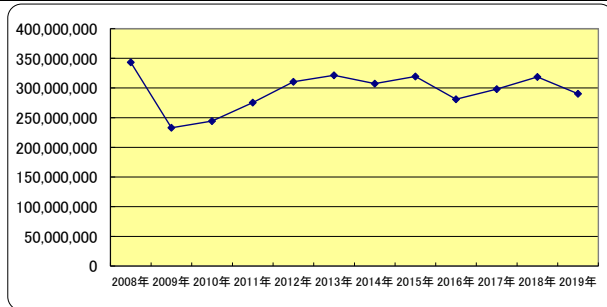


貿易統計 (輸出)

品目番号	8207.20-200		8207.20-900		8207.30-100		8207.30-900		8480.10-000		8480.20-000		8480.30-000		8480.41-000		8480.49-000		8480.50-000		8480.60-000		8480.71-000		合計	累計		
	金属の引抜き用・押し出し用・引抜き用・押出し用ノズル (作用する部分に下記のものを使用)												プレス用、型打ち用、押抜き用の工具				金属又は金属炭化物の成形用の型				ゴム又はプラスチックの成形用の型							
	焼結した金属炭化物又はサーメット	天然又は人造ダイヤモンド	その他の物		金属炭化物サーメット		左記以外の物		金属製造用鑄型枠		鑄型ベース		鑄型用パターン		射出式又は圧縮式		左記以外の物		ガラスの成形用型		紙物性材料の成形用型		射出式又は圧縮式				左記以外の物	
2008年	-	783,658	6,457,436	3,072,179	128,708,862	1,509,618	740,638	1,517,706	34,907,559	23,742,366	1,854,730	7,574,112	120,248,565	12,077,866	343,195,295													
2009年	-	473,618	4,459,277	1,706,207	91,068,542	1,722,290	734,124	815,420	30,137,081	10,183,413	988,711	3,402,752	79,612,936	7,653,748	232,958,119													
2010年	-	671,999	6,123,592	3,237,510	89,866,829	1,347,168	509,943	727,758	29,359,850	17,301,796	1,206,345	6,103,924	79,585,383	8,227,138	244,269,235													
2011年	-	816,279	7,050,526	1,866,258	102,688,009	1,558,613	522,345	1,008,866	32,525,053	15,582,024	1,364,463	9,262,583	91,371,343	9,899,720	275,516,082													
2012年	-	647,073	8,913,555	2,410,652	125,249,085	1,455,559	609,852	1,073,469	32,796,673	14,963,302	1,133,059	9,040,900	103,523,858	8,659,208	310,476,245													
2013年	-	690,458	8,998,968	4,144,325	134,993,554	1,258,562	777,965	1,201,293	33,043,566	17,255,281	918,341	8,079,961	100,651,312	9,530,497	321,544,083													
2014年	-	726,532	8,565,580	3,932,875	126,274,587	792,993	537,675	1,329,139	31,835,693	18,597,169	557,960	8,594,763	95,236,773	10,456,014	307,437,753													
2015年	-	929,601	8,274,960	2,964,280	142,051,258	599,625	202,520	1,373,848	34,379,041	14,695,113	803,693	8,569,009	94,063,715	10,620,804	319,527,467													
2016年	-	730,965	9,042,483	2,938,294	111,276,055	966,553	413,133	1,051,350	30,586,298	13,984,087	1,046,760	8,910,962	90,789,588	9,401,390	281,137,918													
2017年	-	761,477	11,402,095	3,097,221	122,282,435	699,548	157,658	1,412,406	32,166,542	17,338,287	607,861	10,463,298	87,558,304	10,272,010	298,219,152													
2018年	-	963,570	8,896,137	3,146,123	139,225,121	867,608	434,665	1,712,693	29,806,302	15,446,288	475,773	12,231,929	93,274,478	12,003,533	318,484,220													
2019年	-	819,899	8,745,304	2,749,789	123,796,734	1,126,087	239,694	1,458,578	28,916,998	15,878,614	589,704	11,760,718	85,322,188	8,879,093	290,283,400													
2019年1月	-	54,897	691,716	375,679	7,461,805	100,344	26,259	88,526	2,539,712	1,067,555	109,410	636,624	5,980,808	588,614	19,721,949													
2月	-	56,832	616,892	168,953	11,091,987	171,949	27,210	150,614	2,089,368	2,177,494	36,105	1,002,084	6,771,541	954,809	25,315,838													
3月	-	69,914	859,741	291,882	11,585,418	155,330	10,594	29,161	2,933,639	983,517	32,999	821,716	8,494,602	835,557	27,104,070													
4月	-	83,990	1,032,700	218,543	14,008,897	56,878	37,405	239,455	3,062,006	1,694,913	66,486	966,760	8,376,927	698,259	30,543,219													
5月	-	52,877	665,274	173,453	9,939,391	93,752	991	83,242	1,619,560	1,171,102	34,482	687,185	7,011,669	653,426	22,186,404													
6月	-	73,684	654,477	261,994	10,778,294	67,919	59,665	72,864	2,380,585	1,534,299	36,799	1,135,385	8,604,667	705,710	26,366,342													
7月	-	78,814	567,007	276,066	9,226,143	83,490	12,221	121,401	2,191,756	1,267,464	50,851	1,153,273	6,810,124	677,601	22,516,211													
8月	-	76,742	740,606	228,428	11,524,435	98,031	16,793	109,988	1,723,901	1,242,759	49,647	856,328	6,688,062	1,028,240	24,383,960													
9月	-	74,513	568,656	148,226	7,730,086	85,576	20,497	138,859	2,178,206	1,240,206	39,784	993,096	5,807,276	860,655	19,885,636													
10月	-	62,758	698,977	195,622	8,636,174	84,953	5,074	133,082	2,850,471	1,260,153	47,129	1,360,170	6,961,842	676,457	22,972,862													
11月	-	62,247	685,452	250,162	9,694,429	57,263	19,387	141,766	2,218,105	1,154,393	64,896	1,226,529	5,872,293	650,701	22,097,623													
12月	-	72,631	963,806	160,781	12,119,675	70,602	3,598	149,620	3,129,689	1,084,759	21,116	921,568	7,942,377	549,064	27,189,286													
2020年1月	-	73,821	699,812	131,220	9,593,015	59,441	8,859	143,498	1,706,725	830,639	51,272	664,094	4,415,914	467,466	18,845,776													
2月	-	68,826	833,122	212,679	7,667,168	32,520	7,826	178,400	2,289,837	1,107,616	22,582	1,209,857	4,865,911	527,389	19,023,733													
3月	-	54,394	933,190	181,893	9,494,106	73,215	11,436	59,748	2,366,229	800,083	60,627	901,883	6,096,456	627,660	21,680,920													
4月	-	96,263	776,997	170,349	8,565,227	50,608	12,379	69,344	2,059,465	1,004,604	30,351	892,051	5,964,722	470,869	20,163,229													
5月	-	81,915	390,857	160,833	6,065,619	35,175	14,900	104,346	1,915,110	476,564	37,730	629,606	5,063,832	468,889	15,445,376													
6月	-	51,162	595,131	152,903	5,204,160	63,941	429	158,447	1,809,546	580,194	38,598	768,904	6,086,711	695,794	16,205,920													
7月	-	44,475	500,683	120,606	6,872,147	50,434	18,183	54,402	1,625,150	699,397	29,906	507,066	5,719,941	812,942	17,055,332													
8月	-	41,953	492,320	141,416	8,512,061	45,277	40,642	116,934	1,413,819	839,793	21,566	643,781	5,660,584	432,458	18,402,604													
9月	-																											
10月	-																											
11月	-																											
12月	-																											

(出所:財務省貿易統計)



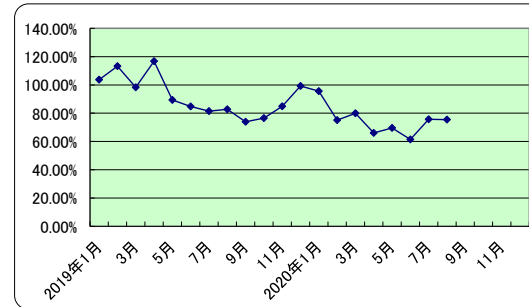
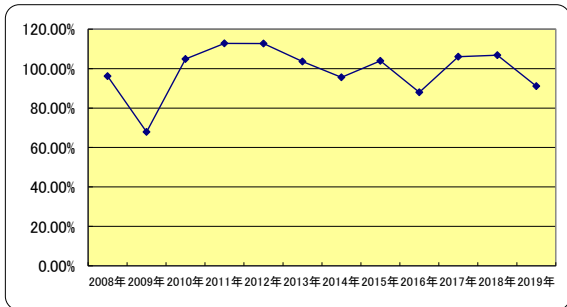
(注) は、訂正のあったもの

貿易統計(輸出)

(対前年同月比)

(単位:%)

	金属の引抜き用・押し出し用ダイス (作用する部分に下記のものを使用)			プレス用、型打ち用、押抜き用の工具		金属鋳造用鋳型枠	鋳型ベース	鋳型用パターン	金属又は金属炭化物の成形用の型		ガラスの成形用型	鉱物性材料の成形用型	ゴム又はプラスチックの成形用の型		合計
	焼結した金属炭化物又はサーメット	天然又は人造ダイヤモンド	その他の物	金属炭化物サーメット	左記以外の物				射出式又は圧縮式	左記以外の物			射出式又は圧縮式	左記以外の物	
2008年	-	98.74%	80.15%	129.20%	97.71%	84.13%	84.45%	79.93%	89.89%	98.68%	68.58%	101.70%	97.76%	90.34%	96.15%
2009年	-	60.44%	69.06%	55.54%	70.76%	114.09%	99.12%	53.73%	86.33%	42.89%	53.31%	44.93%	66.21%	63.37%	67.88%
2010年	-	141.89%	137.32%	189.75%	98.68%	78.22%	69.46%	89.25%	97.42%	169.90%	122.01%	179.38%	99.97%	107.49%	104.86%
2011年	-	121.47%	115.14%	57.64%	114.27%	115.70%	102.43%	138.63%	110.78%	90.06%	113.11%	151.75%	114.81%	120.33%	112.79%
2012年	-	79.27%	126.42%	129.17%	121.97%	93.39%	116.75%	106.40%	100.84%	96.03%	83.04%	97.61%	113.30%	87.47%	112.69%
2013年	-	106.70%	100.96%	171.92%	107.78%	86.47%	127.57%	111.91%	100.75%	115.32%	81.05%	89.37%	97.23%	110.06%	103.56%
2014年	-	105.22%	95.18%	94.90%	93.54%	63.01%	69.11%	110.64%	96.34%	107.78%	60.76%	106.37%	94.62%	109.71%	95.61%
2015年	-	127.95%	96.61%	75.37%	112.49%	75.62%	37.67%	103.36%	107.99%	79.02%	144.04%	99.70%	103.77%	101.58%	103.93%
2016年	-	78.63%	109.28%	99.12%	78.34%	161.19%	204.00%	76.53%	88.97%	95.16%	130.24%	103.99%	96.52%	88.52%	87.99%
2017年	-	104.17%	126.09%	105.41%	109.89%	72.38%	38.16%	134.34%	105.17%	123.99%	58.07%	117.42%	96.44%	109.26%	106.08%
2018年	-	126.54%	78.02%	101.58%	113.86%	124.02%	275.70%	121.26%	92.66%	89.09%	78.27%	116.90%	106.53%	116.86%	106.80%
2019年	-	85.09%	98.30%	87.40%	88.92%	129.79%	55.14%	85.16%	97.02%	102.80%	123.95%	96.15%	91.47%	73.97%	91.15%
2014年度	-	111.30%	98.41%	103.57%	99.55%	60.03%	61.99%	112.11%	103.59%	105.07%	78.62%	108.47%	97.62%	115.76%	100.18%
2015年度	-	120.24%	97.42%	75.94%	108.69%	148.60%	40.27%	85.14%	97.76%	74.19%	97.40%	94.04%	99.59%	85.51%	100.68%
2016年度	-	82.17%	104.66%	81.49%	68.16%	52.80%	197.13%	103.33%	91.81%	117.23%	140.76%	111.42%	89.39%	101.97%	82.61%
2017年度	-	102.60%	119.34%	119.25%	124.89%	106.59%	68.87%	108.58%	105.77%	94.65%	54.04%	117.64%	101.64%	107.63%	111.72%
2018年度	-	122.45%	84.44%	104.61%	114.90%	195.81%	138.51%	124.35%	95.24%	101.20%	106.50%	108.88%	105.96%	109.52%	108.05%
2019年1月	-	112.58%	127.12%	170.46%	96.88%	190.15%	32.39%	101.71%	136.11%	97.75%	520.38%	76.33%	106.26%	71.14%	103.77%
2月	-	70.00%	105.47%	92.47%	124.83%	668.91%	86.50%	174.31%	98.12%	166.99%	99.75%	110.68%	93.90%	107.32%	113.25%
3月	-	85.75%	106.63%	90.56%	107.09%	533.14%	55.40%	19.79%	98.68%	61.24%	119.41%	72.75%	99.77%	77.27%	98.36%
4月	-	108.22%	170.92%	83.57%	114.68%	123.58%	69.15%	257.30%	106.13%	148.18%	169.40%	96.63%	123.86%	72.19%	116.79%
5月	-	88.80%	116.77%	77.50%	90.30%	121.50%	3.95%	81.90%	67.27%	92.20%	50.62%	65.02%	98.30%	79.38%	89.38%
6月	-	78.53%	103.78%	103.71%	72.49%	66.38%	218.75%	30.16%	84.13%	116.96%	106.86%	100.40%	99.83%	72.06%	84.72%
7月	-	94.21%	84.19%	121.00%	71.63%	48.25%	10.86%	64.95%	106.59%	85.43%	129.00%	102.22%	91.58%	58.46%	81.46%
8月	-	86.69%	97.75%	84.60%	79.91%	615.08%	76.99%	77.96%	88.67%	98.31%	137.38%	131.21%	75.73%	100.89%	82.76%
9月	-	82.50%	52.77%	58.05%	67.20%	123.15%	176.27%	79.80%	81.47%	120.98%	162.52%	98.34%	72.87%	85.51%	73.95%
10月	-	70.45%	67.40%	39.96%	69.99%	178.73%	30.92%	60.04%	107.89%	90.98%	132.95%	92.35%	75.46%	65.39%	76.48%
11月	-	81.66%	96.31%	128.16%	90.46%	36.85%	567.20%	163.73%	84.23%	97.57%	133.54%	134.05%	72.24%	54.98%	84.87%
12月	-	77.87%	107.25%	65.76%	102.15%	96.56%	11.69%	102.93%	113.13%	78.77%	32.47%	92.50%	101.65%	53.17%	99.22%
2020年1月	-	134.47%	101.17%	34.93%	128.56%	59.24%	33.74%	162.10%	67.20%	77.81%	46.86%	104.31%	73.83%	79.42%	95.56%
2月	-	121.10%	135.05%	125.88%	69.12%	18.91%	28.76%	118.45%	109.59%	50.87%	62.55%	120.73%	71.86%	55.24%	75.15%
3月	-	77.80%	108.54%	62.32%	81.95%	47.14%	107.95%	204.89%	80.66%	81.35%	244.33%	109.76%	71.77%	75.12%	79.99%
4月	-	114.61%	75.24%	77.95%	61.14%	88.98%	33.09%	28.96%	67.26%	59.27%	45.65%	92.27%	71.20%	67.43%	66.02%
5月	-	154.92%	58.75%	92.72%	61.03%	37.52%	1503.53%	125.35%	118.25%	40.69%	109.42%	91.62%	72.22%	71.76%	69.62%
6月	-	69.43%	90.93%	58.36%	48.28%	94.14%	0.72%	217.46%	76.01%	37.81%	104.89%	67.72%	70.74%	98.59%	61.46%
7月	-	56.43%	88.30%	43.69%	74.49%	60.41%	148.78%	44.81%	74.15%	55.18%	58.81%	43.97%	83.99%	119.97%	75.75%
8月	-	54.67%	66.48%	61.91%	73.86%	46.19%	242.02%	106.32%	82.01%	67.57%	43.44%	75.18%	84.64%	42.06%	75.47%
9月															
10月															
11月															
12月															



(出所:財務省貿易統計)

(注) は、訂正のあったもの