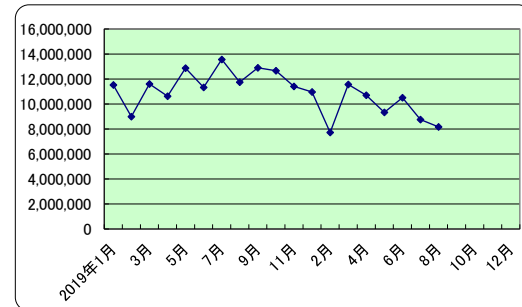
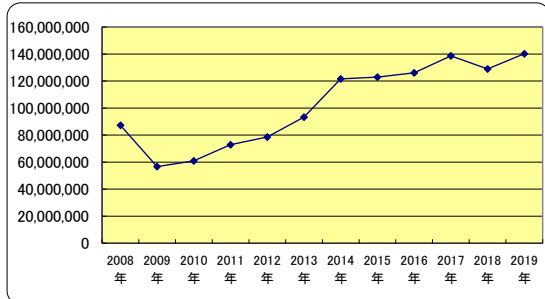


貿易統計(輸入)

品目番号	8207.20-000			8207.30-000		8480.10-000	8480.20-000	8480.30-000	8480.41-000	8480.49-000	8480.50-000	8480.60-000	8480.71-000	8480.79-000	(単位:千円)	
	金属の引抜き用・押出し用ダイス (作用する部分に下記のものを使用)			プレス用、型打ち用、押抜き用の工具		金属鑄造用鑄型枠	鑄型ベース	鑄型用パターン	金属又は金属炭化物の成形用の型		ガラスの成形用型	窯物性材料の成形用型	ゴム又はプラスチックの成形用の型		合計	累計
	焼結した金属炭化物又はサーメット	天然又は人造ダイヤモンド	その他の物	金属炭化物サーメット	左記以外の物				射出式又は圧縮式	左記以外の物			射出式又は圧縮式	左記以外の物		
2008年			2,010,635		10,289,346	792,721	2,847,904	414,360	6,590,953	2,442,262	543,476	378,441	57,208,234	3,724,813	87,243,147	
2009年			1,346,402		5,586,202	542,200	1,982,671	323,518	3,518,171	1,671,904	341,913	304,414	38,712,946	2,335,545	56,665,884	
2010年			2,551,923		7,870,425	370,219	2,380,832	277,108	3,524,359	2,134,108	319,802	221,053	38,720,221	2,526,926	60,896,976	
2011年			2,599,041		8,066,604	613,398	2,332,145	278,289	5,283,184	2,518,028	373,039	373,348	47,826,298	2,663,491	72,926,865	
2012年			3,478,824		10,176,686	534,168	1,952,653	459,010	6,318,595	3,252,393	360,877	270,012	48,943,945	2,883,439	78,630,602	
2013年			2,837,955		11,873,831	513,340	2,076,425	608,257	7,470,253	3,302,261	354,595	679,493	60,791,674	2,798,887	93,306,971	
2014年			3,450,178		16,140,421	473,925	2,569,155	626,529	8,832,002	4,379,403	657,612	546,139	79,195,873	4,669,884	121,541,121	
2015年			3,877,081		16,940,870	716,847	2,994,381	543,424	7,734,756	6,198,434	715,659	556,399	78,235,414	4,433,193	122,946,458	
2016年			3,422,982		18,361,902	559,173	3,004,732	489,629	9,245,777	5,341,234	506,007	493,998	80,953,647	3,629,922	126,009,003	
2017年			3,473,633		19,941,154	404,129	2,902,726	650,044	10,405,744	6,394,152	402,380	787,404	88,468,233	4,752,343	138,581,942	
2018年			4,111,255		22,484,077	609,092	2,955,262	707,610	11,621,617	8,090,428	688,843	618,965	72,216,941	4,898,378	129,002,468	
2019年			3,542,745		22,442,775	627,589	2,915,268	655,506	12,738,301	8,103,954	937,935	845,530	82,319,315	5,085,398	140,214,316	
2014年度			3,522,111		16,919,141	767,852	2,793,142	589,291	8,908,728	4,869,952	742,222	485,871	80,405,179	4,824,696	124,828,185	
2015年度			4,046,557		17,750,067	496,068	2,861,363	505,291	8,061,209	6,077,256	634,700	674,472	81,061,472	4,120,125	126,288,580	
2016年度			3,198,702		17,587,295	501,649	3,051,981	526,467	9,092,748	5,455,355	448,121	405,530	79,749,048	3,892,730	123,909,626	
2017年度			3,669,455		23,020,492	445,595	2,840,656	666,964	11,058,404	6,848,206	416,046	827,378	85,224,710	4,909,061	139,926,967	
2018年度			4,066,410		19,557,995	798,012	2,982,526	746,409	11,785,537	8,326,286	878,277	567,440	72,921,556	4,999,517	127,629,965	
2019年1月			304,089		1,615,283	178,407	259,042	88,655	1,067,353	816,231	77,754	45,538	6,319,242	757,162	11,528,756	
2月			249,711		1,360,361	38,352	173,496	31,425	1,040,690	555,736	63,120	33,481	5,156,237	284,271	8,986,880	20,515,636
3月			375,037		1,608,912	95,803	225,510	66,070	962,384	820,529	143,412	43,097	6,847,638	421,415	11,609,807	32,125,443
4月			302,108		1,470,737	11,560	253,839	62,148	1,065,396	671,289	61,986	32,692	6,249,105	442,690	10,623,550	42,748,993
5月			375,300		1,966,056	26,124	300,005	81,401	1,097,808	783,923	42,851	79,628	7,409,125	713,235	12,875,456	55,624,449
6月			293,632		1,995,729	34,154	245,645	45,983	911,018	619,293	109,359	140,540	6,563,284	374,128	11,332,765	66,957,214
7月			284,342		2,336,488	53,561	289,908	61,073	1,221,245	683,700	97,915	70,988	8,136,735	331,056	13,567,011	80,524,225
8月			288,053		1,975,122	18,164	236,845	40,877	1,060,124	777,340	33,693	121,860	6,805,763	395,578	11,753,419	92,277,644
9月			245,684		2,473,104	54,840	248,529	46,641	1,289,685	537,374	85,822	32,313	7,583,964	301,967	12,899,923	105,177,567
10月			278,586		2,292,084	64,525	225,061	42,350	1,124,674	608,308	89,609	65,737	7,509,803	366,649	12,667,386	117,844,953
11月			272,715		1,854,341	11,593	220,310	50,757	976,820	595,083	67,260	103,464	6,900,450	353,361	11,406,154	129,251,107
12月			273,488		1,494,558	40,506	237,078	38,126	921,104	635,148	65,154	76,192	6,837,969	343,886	10,963,209	140,214,316
2020年1月			293,805		2,013,243	10,084	247,892	40,240	1,254,587	562,281	44,329	54,926	7,120,765	436,900	12,079,052	
2月			246,603		1,656,578	5,297	85,974	21,467	659,000	311,204	59,746	93,097	4,187,011	397,789	7,723,766	19,802,818
3月			257,462		1,805,346	7,659	119,464	65,056	989,094	596,903	50,667	123,555	7,065,064	488,490	11,568,760	31,371,578
4月			223,720		2,077,300	5,056	168,885	48,115	1,156,411	584,046	33,418	105,321	5,786,826	513,050	10,702,148	42,073,726
5月			234,265		1,730,287	4,253	155,685	23,376	594,725	501,389	31,937	24,028	5,661,459	370,721	9,332,125	51,405,851
6月			209,419		1,680,852	13,621	132,477	53,666	1,124,636	371,414	27,336	45,980	6,595,571	249,361	10,504,333	61,910,184
7月			211,247		1,445,587	37,945	162,511	43,690	594,708	393,381	36,443	28,497	5,465,063	339,568	8,758,640	70,668,824
8月			198,683		1,330,189	16,081	149,926	102,037	823,014	370,169	31,557	45,685	4,831,499	265,943	8,164,783	78,833,607
9月																
10月																
11月																
12月																



(出所:財務省貿易統計)

(注) 青字は、訂正のあったもの

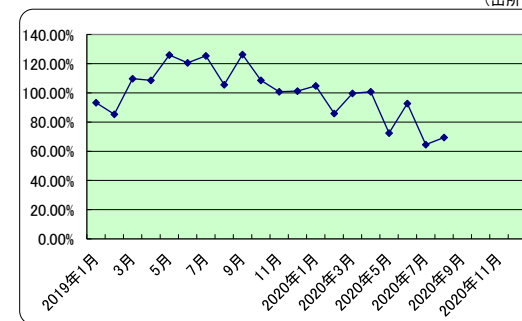
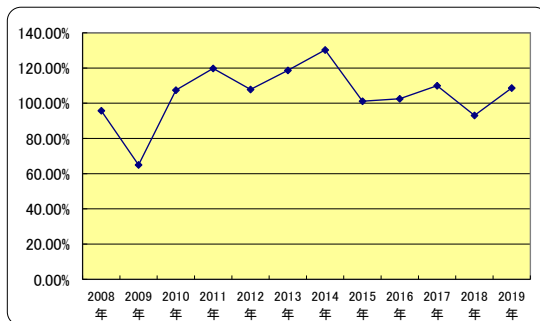
貿易統計(輸入)

(対前年同月比)

(単位:%)

	金属の引抜き用・押出し用ガス (作用する部分に下記のものを使用)			プレス用、型打ち用、押抜き用の工具		金属鑄造用鑄型枠	鑄型ベース	鑄型用パターン	金属又は金属炭化物の成形用の型		ガラスの成形用型	鉱物性材料の成形用型	ゴム又はプラスチックの成形用の型		合計
	焼結した金属炭化物又はサーメット	天然又は人造ダイヤモンド	その他の物	金属炭化物サーメット	左記以外の物				射出式又は圧縮式	左記以外の物			射出式又は圧縮式	左記以外の物	
2008年			89.10%		101.64%	76.43%	97.72%	93.30%	81.09%	91.07%	115.66%	28.22%	98.95%	95.02%	95.73%
2009年			66.96%		54.29%	68.40%	69.62%	78.08%	53.38%	68.46%	62.91%	80.44%	67.67%	62.70%	64.95%
2010年			189.54%		140.89%	68.28%	120.08%	85.65%	100.18%	127.65%	93.53%	72.62%	100.02%	108.19%	107.47%
2011年			101.85%		102.49%	165.69%	97.96%	100.43%	149.90%	117.99%	116.65%	168.90%	123.52%	105.40%	119.75%
2012年			133.85%		126.16%	87.08%	83.73%	164.94%	119.60%	129.16%	96.74%	72.32%	102.34%	108.26%	107.82%
2013年			81.58%		116.68%	96.10%	106.34%	132.51%	118.23%	101.53%	98.26%	251.65%	124.21%	97.07%	118.66%
2014年			121.57%		135.93%	92.32%	123.73%	103.00%	118.23%	132.62%	185.45%	80.37%	130.27%	166.85%	130.26%
2015年			112.37%		104.96%	151.26%	116.55%	86.74%	87.58%	141.54%	108.83%	101.88%	98.79%	94.93%	101.16%
2016年			88.29%		108.39%	78.00%	100.35%	90.10%	119.54%	86.17%	70.71%	88.78%	103.47%	81.88%	102.49%
2017年			101.48%		108.60%	72.27%	96.61%	132.76%	112.55%	119.71%	79.52%	159.39%	109.28%	130.92%	109.98%
2018年			118.36%		112.75%	150.72%	101.81%	108.86%	111.68%	126.53%	171.19%	78.61%	81.63%	103.07%	93.09%
2019年			86.17%		99.82%	103.04%	98.65%	92.64%	109.61%	100.17%	136.16%	136.60%	113.99%	103.82%	108.69%
2014年度			123.10%		134.67%	196.18%	131.90%	105.82%	118.85%	143.36%	183.31%	70.07%	123.59%	155.26%	126.54%
2015年度			114.89%		104.91%	64.60%	102.44%	85.75%	90.49%	124.79%	85.51%	138.82%	100.82%	85.40%	101.17%
2016年度			79.05%		99.08%	101.13%	106.66%	104.19%	112.80%	89.77%	70.60%	60.13%	98.38%	94.48%	98.12%
2017年度			114.72%		130.89%	88.83%	93.08%	121.62%	125.53%	92.84%	204.02%	106.87%	126.11%	112.93%	112.93%
2018年度			110.82%		84.96%	179.09%	104.99%	111.91%	106.58%	121.58%	211.10%	68.58%	85.56%	101.84%	91.21%
2019年1月			104.89%		62.63%	2074.26%	97.10%	142.59%	89.06%	121.66%	238.59%	100.36%	94.44%	146.27%	93.25%
2月			91.71%		55.30%	83.79%	94.48%	59.03%	130.08%	83.86%	310.49%	43.48%	94.10%	60.41%	85.39%
3月			91.14%		65.11%	138.31%	125.02%	206.84%	106.03%	131.87%	341.99%	84.08%	126.36%	113.48%	109.75%
4月			98.38%		72.79%	47.48%	104.82%	131.75%	88.01%	95.08%	211.15%	112.42%	127.73%	163.55%	108.63%
5月			89.68%		134.26%	139.45%	86.98%	119.99%	115.61%	145.22%	158.94%	223.36%	123.79%	190.61%	125.91%
6月			89.81%		129.66%	264.92%	109.16%	42.31%	107.12%	107.63%	230.13%	336.82%	124.59%	93.97%	120.64%
7月			70.93%		129.14%	268.64%	95.45%	116.43%	141.33%	81.43%	114.09%	237.06%	134.88%	87.23%	125.41%
8月			85.68%		107.25%	37.93%	87.80%	87.80%	98.05%	106.10%	19.34%	183.35%	110.79%	101.05%	105.63%
9月			73.70%		138.56%	353.53%	147.45%	66.41%	168.82%	95.13%	234.63%	101.14%	125.08%	79.46%	126.31%
10月			85.77%		172.07%	39.58%	68.46%	73.76%	124.43%	89.07%	156.57%	92.50%	103.03%	81.34%	108.63%
11月			79.28%		109.64%	53.86%	87.94%	113.89%	106.40%	82.44%	104.76%	208.05%	101.03%	92.48%	100.78%
12月			82.90%		101.23%	25.07%	121.58%	58.36%	78.67%	82.55%	90.39%	84.93%	113.12%	75.99%	101.25%
2020年1月			96.62%		124.64%	5.65%	95.70%	45.39%	117.54%	68.89%	57.01%	120.62%	112.68%	57.70%	104.77%
2020年2月			98.76%		121.77%	13.81%	49.55%	68.31%	63.32%	56.00%	94.65%	278.06%	81.20%	139.93%	85.94%
2020年3月			68.65%		112.21%	7.99%	52.98%	98.47%	102.78%	72.75%	35.33%	286.69%	103.18%	115.92%	99.65%
2020年4月			74.05%		141.24%	43.74%	66.53%	77.42%	108.54%	87.00%	53.91%	322.16%	92.60%	115.89%	100.74%
2020年5月			62.42%		88.01%	16.28%	51.89%	28.72%	54.17%	63.96%	74.53%	30.18%	76.41%	51.98%	72.48%
2020年6月			71.32%		84.22%	39.88%	53.93%	116.71%	123.45%	59.97%	25.00%	32.72%	100.49%	66.65%	92.69%
2020年7月			74.29%		61.87%	70.84%	56.06%	71.54%	48.70%	57.54%	37.22%	40.14%	67.17%	102.57%	64.56%
2020年8月			68.97%		67.35%	88.53%	63.30%	249.62%	77.63%	47.62%	93.66%	37.49%	70.99%	67.23%	69.47%
2020年9月															
2020年10月															
2020年11月															
2020年12月															

(出所:財務省貿易統計)



(注) は、訂正のあったもの