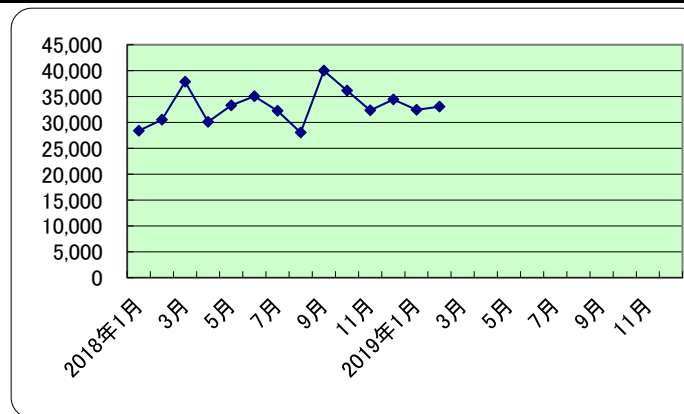
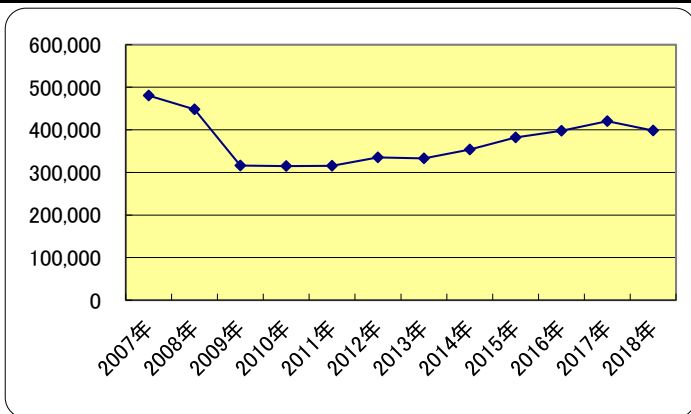


金型生産実績(金額)

「機械統計」出所:経済産業省

注)右欄は内製分(単位:百万円)

	プレス型		鍛造型		鋳造型		ダイカスト型		プラスチック型		ガラス型		ゴム型		粉末冶金型		合計		累計		
2007年	194,496	61,991	20,548	12,008	13,627	3,386	48,343	11,541	179,094	40,668	4,531		11,993	3,243	7,790	619	480,421	133,455			
2008年	174,697	47,480	20,382	12,061	12,939	2,345	47,426	11,519	170,080	38,448	4,112		11,080	2,678	7,582	799	448,298	115,331			
2009年	137,991	39,672	12,315	6,774	7,452	1,751	24,759	7,147	118,552	35,311	3,742	113	6,550	1,995	4,560	568	315,921	93,329			
2010年	125,288	36,382	17,363	9,351	7,200	1,648	29,859	7,775	119,663	30,264	3,933	33	5,928	1,689	5,617	585	314,851	87,727			
2011年	123,392	29,495	18,001	10,115	8,050	1,689	34,313	9,538	115,324	30,456	3,878		5,954	1,476	6,568	652	315,480	83,423			
2012年	129,772	35,250	22,783	11,603	9,740	1,852	39,193	10,403	117,501	28,787	3,621		5,989	1,355	6,454	604	335,052	89,854			
2013年	128,819	31,263	26,274	11,141	9,418	2,770	38,013	10,827	113,977	28,823	3,193		6,598	2,170	6,667	731	332,960	87,725			
2014年	138,443	31,483	28,793	12,327	7,486	1,805	41,156	12,254	123,033	32,993	2,916		5,452	1,982	6,517	695	353,794	93,538			
2015年	145,821	36,487	27,884	12,778	7,805	2,070	50,672	15,754	130,920	31,869	2,866		9,496	3,174	6,636	558	382,100	102,691			
2016年	148,538	35,906	30,059	17,956	7,290	1,446	50,987	17,863	142,618	35,683	2,915		9,087	3,265	6,314	446	397,808	109,488			
2017年	165,117	38,051	31,512	16,231	7,483	1,745	52,394	18,085	144,711	37,091	2,535		10,209	3,866	6,568	409	420,529	115,477			
2018年	155,005	37,616	33,904	17,956	7,189	1,251	54,570	19,007	128,403	31,764	2,450		9,565	3,231	7,066	386	398,147	111,207			
2014年度	142,878	33,514	28,626	12,394	7,558	1,697	44,151	13,164	127,261	35,092	2,902		6,466	2,299	6,451	622	366,294	98,780	H26.4/1-H27.3/31		
2015年度	149,080	37,721	28,095	13,047	7,591	1,958	51,095	16,279	133,814	31,475	2,838		9,538	3,109	6,658	553	388,709	104,141	H27.4/1-H28.3/31		
2016年度	152,109	36,736	30,326	15,216	7,415	1,602	50,867	17,679	143,566	38,120	2,857		9,371	3,536	6,468	445	402,979	113,334	H28.4/1-H29.3/31		
2017年度	152,560	31,805	32,194	16,760	7,581	1,530	53,300	17,911	140,096	33,911	2,498		9,782	3,582	6,497	383	404,506	105,882	H29.4/1-H30.3/31		
2018年1月	10,110	1,580	2,672	1,440	607	125	4,059	1,346	9,533	1,608	189		713	245	474	34	28,358	6,377			
2月	9,782	1,813	2,726	1,378	693	77	4,733	1,309	11,091	2,376	213		674	193	584	32	30,495	7,179	58,853	13,556	
3月	13,949	3,251	2,971	1,536	805	170	5,526	1,938	13,029	4,022	219		747	235	612	35	37,858	11,187	96,711	24,743	
4月	10,826	2,488	2,787	1,522	546	60	4,334	1,423	9,973	2,621	228		792	291	580	23	30,066	8,426	126,777	33,169	
5月	14,132	4,820	2,659	1,418	465	69	4,292	1,647	10,025	2,568	182		740	238	757	31	33,252	10,789	160,029	43,958	
6月	14,415	4,784	2,847	1,505	637	190	4,390	1,509	11,026	2,915	197		900	312	640	28	35,050	11,243	195,079	55,201	
7月	12,553	3,461	2,834	1,540	580	131	4,549	1,681	10,086	2,705	223		846	310	540	38	32,211	9,866	227,290	65,067	
8月	9,354	1,344	2,726	1,484	447	74	4,292	1,408	9,674	2,260	196		845	284	494	30	28,026	6,884	255,316	71,951	
9月	18,409	3,400	2,923	1,639	676	101	5,007	1,769	11,287	2,908	203		805	288	655	38	39,965	10,143	295,281	82,094	
10月	16,263	5,197	2,962	1,522	570	99	4,196	1,749	10,620	2,361	180		799	259	538	33	36,127	11,219	331,408	93,313	
11月	11,337	2,879	2,842	1,414	541	93	4,415	1,689	11,549	2,850	217		886	323	529	31	32,316	9,279	363,724	102,592	
12月	13,875	2,599	2,955	1,558	622	62	4,777	1,539	10,510	2,570	203		818	253	663	33	34,423	8,615	398,147	111,207	
2019年1月	13,964	4,347	2,845	1,594	591	121	4,226	1,474	9,352	2,023	172		764	274	480	27	32,394	9,860			
2月	14,427	3,364	3,015	1,674	784	281	4,070	1,339	9,148	1,800	180		790	273	645	44	33,058	8,775	65,452	18,635	
3月																					
4月																					
5月																					
6月																					
7月																					
8月																					
9月																					
10月																					
11月																					
12月																					



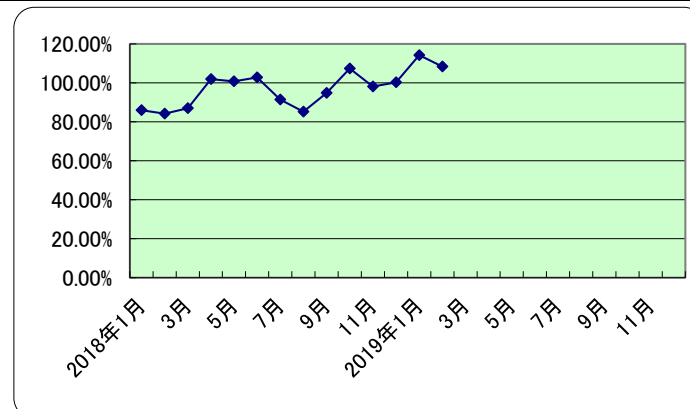
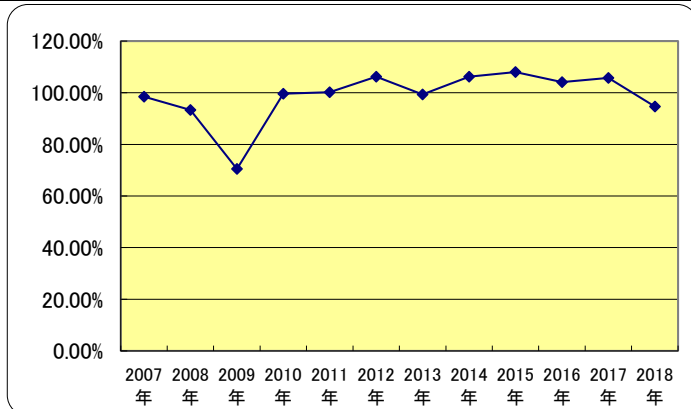
(注) は、平成29年「機械統計年報」(平成30年4月公表)により訂正のあったもの

金型生産実績（金額）

「機械統計」（対前年同月比）

注）右欄は内製分（単位：%）

	プレス型		鍛造型		鑄造型		ダイカスト型		プラスチック型		ガラス型		ゴム型		粉末冶金型		合計	
2007年	101.86%	117.63%	97.34%	100.71%	90.25%	100.50%	91.70%	88.05%	98.35%	102.89%	82.92%		95.37%	108.46%	98.09%	89.45%	98.46%	107.36%
2008年	89.82%	76.59%	99.19%	100.44%	94.95%	69.26%	98.10%	99.81%	94.97%	94.54%	90.75%		92.39%	82.58%	97.33%	129.08%	93.31%	86.42%
2009年	78.99%	83.56%	60.42%	56.16%	57.59%	74.67%	52.21%	62.05%	69.70%	91.84%	91.00%		59.12%	74.50%	60.14%	71.09%	70.47%	80.92%
2010年	90.79%	91.71%	140.99%	138.04%	96.62%	94.12%	120.60%	108.79%	100.94%	85.71%	105.10%	29.20%	90.50%	84.66%	123.18%	102.99%	99.66%	94.00%
2011年	98.49%	81.07%	103.67%	108.17%	111.81%	102.49%	114.92%	122.68%	96.37%	100.63%	98.60%		100.44%	87.39%	116.93%	111.45%	100.20%	95.09%
2012年	105.17%	119.51%	126.57%	114.71%	120.99%	109.65%	114.22%	109.07%	101.89%	94.52%	93.37%		100.59%	91.80%	98.26%	92.64%	106.20%	107.71%
2013年	99.27%	88.69%	115.32%	96.02%	96.69%	149.57%	96.99%	104.08%	97.00%	100.13%	88.18%		110.17%	160.15%	103.30%	121.03%	99.38%	97.63%
2014年	107.47%	100.70%	109.59%	110.65%	79.49%	65.16%	108.27%	113.18%	107.95%	114.47%	91.32%		82.63%	91.34%	97.75%	95.08%	106.26%	106.63%
2015年	105.33%	115.89%	96.84%	103.66%	104.26%	114.68%	123.12%	128.56%	106.41%	96.59%	98.29%		174.17%	160.14%	101.83%	80.29%	108.00%	109.79%
2016年	101.86%	98.41%	107.80%	140.52%	93.40%	69.86%	100.62%	113.39%	108.94%	111.97%	101.71%		95.69%	102.87%	95.15%	79.93%	104.11%	106.62%
2017年	111.16%	105.97%	104.83%	90.39%	102.65%	120.68%	102.76%	101.24%	101.47%	103.95%	86.96%		112.35%	118.41%	104.02%	91.70%	105.71%	105.47%
2018年	93.88%	98.86%	107.59%	110.63%	96.07%	71.69%	104.15%	105.10%	88.73%	85.64%	96.65%		93.69%	83.57%	107.58%	94.38%	94.68%	96.30%
2014年度	109.39%	106.66%	103.78%	105.41%	86.77%	63.49%	117.51%	121.76%	107.80%	117.53%	93.43%		101.62%	106.78%	94.88%	79.13%	108.11%	110.42%
2015年度	104.34%	112.55%	98.15%	105.27%	100.44%	115.38%	115.73%	123.66%	105.15%	89.69%	97.79%		147.51%	135.23%	103.21%	88.91%	106.12%	105.43%
2016年度	102.03%	97.39%	107.94%	116.63%	97.69%	81.83%	99.55%	108.60%	107.29%	121.11%	100.67%		98.25%	113.72%	97.15%	80.50%	103.67%	108.83%
2017年度	100.30%	86.58%	106.16%	110.14%	102.23%	95.50%	104.78%	101.31%	97.58%	88.96%	87.44%		104.39%	101.31%	100.45%	86.03%	100.38%	93.42%
2018年1月	77.26%	35.36%	106.62%	108.52%	102.02%	83.33%	110.15%	90.03%	83.32%	45.62%	95.45%		93.69%	85.07%	67.81%	89.47%	86.01%	56.48%
2月	67.03%	42.86%	106.82%	108.50%	101.02%	48.13%	99.62%	88.39%	91.77%	67.75%	89.87%		83.83%	68.68%	115.42%	69.57%	84.20%	65.41%
3月	74.52%	77.57%	113.01%	124.98%	110.73%	61.37%	111.01%	108.15%	88.39%	96.85%	98.21%		75.08%	60.72%	114.18%	79.55%	86.93%	92.68%
4月	117.56%	163.79%	104.38%	105.11%	87.78%	59.41%	107.73%	104.56%	87.72%	117.59%	101.33%		90.62%	88.18%	111.32%	65.71%	101.87%	119.98%
5月	121.69%	254.35%	108.05%	111.04%	76.35%	50.36%	114.79%	142.23%	77.45%	62.21%	92.39%		86.55%	71.90%	127.01%	110.71%	100.73%	120.49%
6月	116.26%	196.71%	105.80%	107.73%	89.34%	113.10%	103.66%	121.79%	88.80%	95.14%	91.63%		96.88%	85.71%	132.23%	84.85%	102.84%	129.27%
7月	91.67%	155.62%	108.13%	115.88%	105.07%	148.86%	98.36%	95.29%	83.46%	97.02%	102.76%		97.80%	83.56%	96.95%	122.58%	91.47%	114.79%
8月	69.75%	53.89%	108.43%	113.89%	88.51%	97.37%	104.02%	100.93%	89.13%	88.11%	111.36%		107.10%	95.95%	96.67%	150.00%	85.22%	84.48%
9月	94.59%	49.54%	101.32%	106.84%	122.46%	82.79%	104.73%	116.00%	87.68%	84.71%	89.04%		95.83%	92.01%	119.31%	190.00%	94.77%	73.45%
10月	123.64%	179.83%	110.73%	109.18%	77.66%	53.80%	100.82%	108.16%	94.13%	93.36%	92.31%		94.67%	84.09%	88.63%	113.79%	107.35%	125.34%
11月	93.08%	172.29%	105.97%	105.52%	80.75%	42.27%	90.25%	96.79%	105.29%	112.87%	97.31%		106.49%	122.81%	107.52%	83.78%	98.11%	118.95%
12月	102.03%	81.91%	112.53%	112.57%	119.85%	100.00%	108.59%	101.65%	90.20%	97.20%	101.00%		99.76%	75.98%	130.00%	67.35%	100.28%	94.06%
2019年1月	138.12%	275.13%	106.47%	110.69%	97.36%	96.80%	104.11%	109.51%	98.10%	125.81%	91.01%		107.15%	111.84%	101.27%	79.41%	114.23%	154.62%
2月	147.49%	185.55%	110.60%	121.48%	113.13%	364.94%	85.99%	102.29%	82.48%	75.76%	84.51%		117.21%	141.45%	110.45%	137.50%	108.40%	122.23%
3月																		
4月																		
5月																		
6月																		
7月																		
8月																		
9月																		
10月																		
11月																		
12月																		



(注) ■ は、平成29年「機械統計年報」（平成30年4月公表）により訂正のあったもの